



Anguilla Government Statistics Department

Tourism Statistics Summary- May 2009

OVERVIEW

May recorded the lowest visitor arrivals for the year thus far of 9,005 visitors, a 25.7% decline from the previous year's corresponding figure. This represents a year-on-year decrease of 25.7% from May 2008.

Visitors to Anguilla usually come for 'vacation'. The share of visitors coming to Anguilla in May for 'business' fell 1 percentage point compared to May 2008.

Over the past five years, for the month under review, May 2009 recorded the least number of visitor arrivals to the shores of Anguilla, with March 2007 being the best over the past five years.

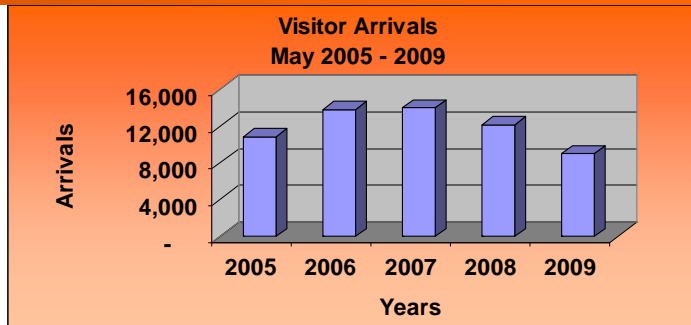


Figure 1: Visitor Arrivals for May - 2005-2009

Of the 9,005 visitors to the island, 8,765 (97.3%) were on vacation, while 240 (2.7%) came on business. This is approximately the same split when compared with May 2008.

PASSENGER MOVEMENT

Anguilla resident and visitor arrivals have slowed at all ports of entry; Wallblake Airport and Blowing Point and Sandy Ground seaports.

Passenger arrivals totalled 17,103, a decline by 25.4% from May 2008 arrivals. The Wallblake Airport was the gateway for 2,018 passengers or 11.8% of arrivals and the other 15,085 arrivals or 88.2% came in via the seaports (Blowing Point and Sandy Ground).

Passenger departures totalled 17,320 during May 2009; down 21.8% on 22,145 in March 2008. The majority of the passengers 13,340 (77.0%) departed through the Blowing Point port, compared to the 16,441 passengers in 2008. Wallblake Airport accounted for 2,160 (12.5%) passengers during May 2009 compared to the 3,834 in 2008. The port of Sandy Ground facilitated 1,820 (10.5%) departures during this month compared to 1,870 during May 2008.

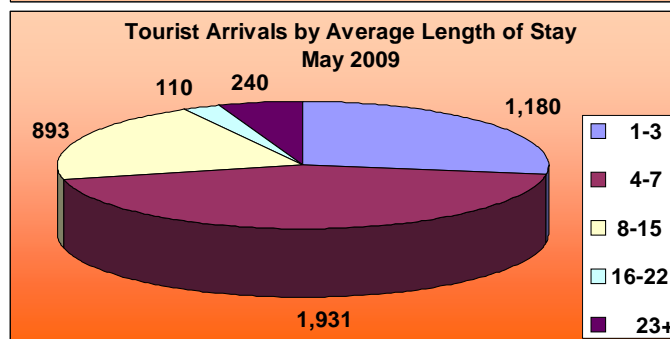
TOURISTS (Stay-Over Visitors)

Tourist arrivals accounted for 48.4% of the total number of visitors to Anguilla during May 2009. During this month under review, 4,354 of this type of visitor came to Anguilla; a decline of 31.1% from its corresponding May 2008 figure. This was the lowest total of tourist to the island over the past five years.

YEAR	2005	2006	2007	2008	2009
May	5,588	6,466	6,907	6,322	4,354

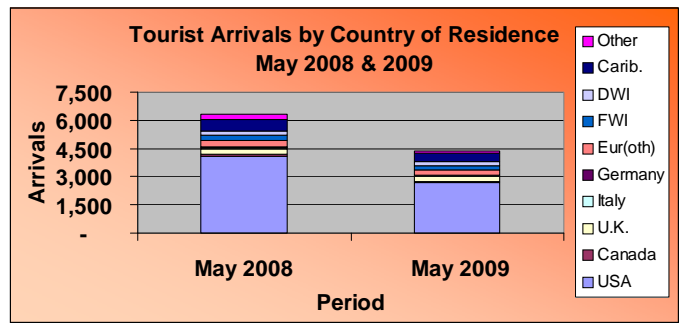
The average intended length of stay for tourists during this period was 7.1 nights compared to the 6.5 nights for May 2008.

The majority of tourists, 44.4%, intended to stay in Anguilla between 4-7 nights. 27.1% intended to stay between 1-3 nights, 20.5% between 8-15 nights while 5.5% and 2.5% intended to spend 23 or more nights and 16-22 respectively on the island.



During May 2009, Anguilla's main source of the tourists (61.2%) 2,663 was the U.S.A; a registered decline of 34.4% from the May 2008 corresponding figure. The Caribbean was the market from which the second largest number of tourists, 457 (10.5%) originated.

Tourist arrivals in all the source markets registered declines from their corresponding May 2008 figure. The largest decline; 64.0% was registered in the 'Other' market, which includes countries such as those in Central and South America among others, while the smallest decline of 0.4% was registered in the German market.



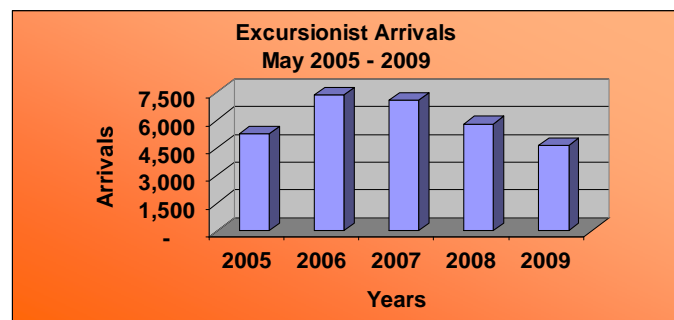
YEAR	USA	Can.	UK	Italy	Germ	Eur.(Other)
2009	2,663	101	257	72	17	262
2008	4,062	127	290	81	47	313

EXCURSIONISTS (Day Trippers)

Excursionist arrivals for the month of May 2009 totaled 4,651, a decrease of 19.8% from the May 2008 figure of 5,800. This figure was reported as the smallest figure for excursionist arrivals to Anguilla for the past five years 2005-2009.

For the month under review, the port of Blowing Point was the main port of entry, with 58.2% (2,817) excursionists using this port as the gateway to Anguilla. This was a decrease of 791 travelers of this type passing through this port when compared to May 2008.

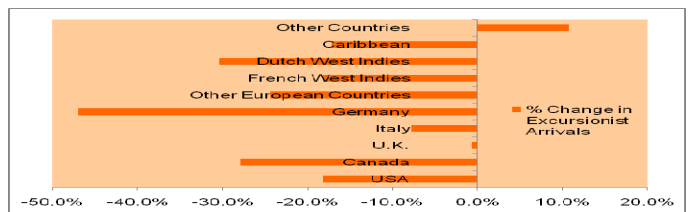
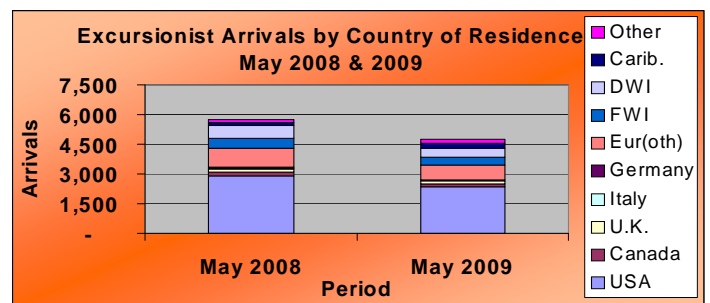
The Wallblake Airport facilitated entry of (58) 1.2% excursionists while Sandy Ground facilitated (1,776) 38.2%. Excursionist arrivals through the Sandy Ground port and the Wallblake Airport registered declines of 16.4% and 13.4% when compared to May 2008 respective figures.



The 10 categories in which the country of residence is grouped, the United States of America ranked as the main source market from which excursionists originated. During the period under review, 2,374 of this type of visitors were from USA; a decline of 18.2% when compared with May 2008. The "Other Europe" category was the second highest ranking source of excursionists from which 738 of the 4,651 excursionists originated.

All 10 of the source markets, in which excursionists are grouped experienced decreases over their corresponding May 2008 figure.

The German market registered the largest decline of 46.9% while the U.K. market registered the lowest decline 0.7% from their respective May 2008 figure.



This report along with other Tourism Data, are available at the Government of Anguilla Statistics Department's website:
<http://gov.ai/statistics/tourism.htm>

ANGUILLA STATISTICS DEPARTMENT
 OLD COURT HOUSE BUILDING
 P.O.BOX 60 | THE VALLEY | ANGUILLA
 BRITISH WEST INDIES

Telephone: 1-264-497-5731 | Fax: 1-264-497-3986
 Email: statistics@gov.ai

'Sound Statistics for Sustainable Development'